

# Charlottesville Catholic School

Friday Newsletter

Kindergarten 10/22/21

## Message from Kindergarten

Dear parents,

Report cards will be available next week. This kindergarten year will be a wonderful season of growth for your child and we are thankful to be sharing those milestones with you. During parent-teacher conferences, I will share some goals that we have for your child and how you can partner with us to meet those goals. Thank you for reading to your child each night and using those teachable moments from real life experiences to foster independence. You are awesome parents. Keep up the great work!

On Thursday, November 4, and Friday, November 5, we will have parent/teacher conferences. Thursday is an 11:30AM dismissal, and there is no school for students that Friday. The sign-ups for conferences are linked below for your convenience; sign-ups will close at 12:00pm on Wednesday, November 4. Conferences are for parents only unless otherwise requested by the teacher. If you are unable to meet during the scheduled times, please contact your teacher to set-up an alternate date and time. Once sign-ups are completed, teachers will send you a Google Meet link. Please remember that each conference has a designated time, and as teachers have multiple conferences each day, they are unable to meet for longer. If you should need a longer conference, please email the teacher directly to schedule.

<https://www.signupgenius.com/go/30E094EAEA62EA7FD0-parent>

Please feel free to reach out with any questions or comments. The best way to contact me is by email.


[c.martin@cvillecatholic.org](mailto:c.martin@cvillecatholic.org)

We have been reading a series of books in which Little (letter of the alphabet) fills a box. On Thursday, October 28, we would like for each student to share his or her own "box." Each "box" should have one item for each letter in the alphabet. Please find something for each letter of the alphabet around your house, in your neighborhood, or while traveling. (A- apple, B-ball, C- comb....) A drawing may be added if a tangible object cannot be found. We look forward to seeing all of the things that your child finds to go into the box. You may send in a

physical box or use the template in Seesaw to create a digital box. Please see the instructions below. **“Never share codes on social media or another public forum. Instruct students to keep their code safe like they keep their passwords safe.”** Seesaw

**Directions:** (Project template Uploaded)

- Make sure you log into your child’s student account to access the project.
- Click on Activities Tab
- Open “a to z” Book
- Orange Check Mark - Saves work as a draft and allows you to come back to it later
- Green Check Mark - Submits to teacher (Click when completely finished with project)



**My "a to z" book**

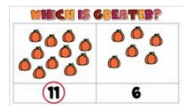
Put your finger on the letter.  
Say the letter and the sound.  
Put a picture of something that begins with that letter into the box next to it.

▶ Play Instructions (0:15)

1 Response, 0 Waiting for Approval, 0 Drafts, 21 Not Responded

+ Add Response

- Assigned on Oct 20 at 09:23 PM
- Assigned to All Students in Kindergarten 2021-22
- Template attached



**Fall Comparing Numbers to 15**

1. Add
2. Count the number in each picture
3. Use the or tool to write the number
4. Use the tool to circle the answer
5. ✓

0 Responses, 0 Waiting for Approval, 1 Draft, 21 Not Responded


+ Add Response

- Assigned on Oct 14 at 08:48 PM
- Assigned to All Students in Kindergarten 2021-22
- Template attached

Click Add Response  
Look to the left of the screen and click on the camera.

# My “a to z” Book

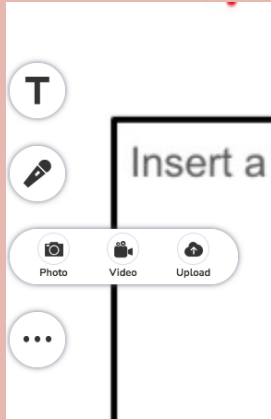
- T
- 
- 
- ...
- ”



Insert a picture of you



I had a box



You can record a video, take a photo, or upload a picture into the box.  
You can also click on the microphone and talk about the object.  
I hope that you and your child enjoy this project.

Codes and sign in instructions were sent home for the sites below. Raz-Kids and Epic are sites for listening to and reading digital books. Seesaw has learning activities that your child can do including a digital template for the alphabet..

[Raz-Kids](#) Students will begin reading books on Raz-kids. This online program allows each student to select a book, listen to it, read it themselves, and then answer comprehension questions. Students get 150 digital stars for completing all three parts of each book.

Parent Tool Kit for Raz-kids:

<https://www.kidsa-z.com/shared/images/teacherCorner/learninga-z-parent-toolkit-english.pdf>

Seesaw: [Where learning happens](#)

Epic: <https://www.getepic.com/sign-in>

Please feel free to reach out with any questions or comments. The best way to contact me is by email.

[c.martin@cvillecatholic.org](mailto:c.martin@cvillecatholic.org)

It's not too late. This month, we are learning about community helpers. Traditionally, we have had parents come in and talk about their occupations, but we are not able to do that this year. However, we would love for you to take two-five minutes with your phone camera and explain what you do in your job. Maybe you would like to take us on a virtual field trip to your work site as you share. Thank you for all you do in the community. We look forward to "seeing you in class" soon.

Please label **everything** that you would like returned to your house.



## Announcements

\*Friday (10/29)- Children are allowed to wear their costumes to school. They must wear their uniform (what they have been wearing all year) under it in case they get hot, are uncomfortable, or simply cannot handle being in a costume all day. They must wear school shoes. They are NOT allowed to wear masks that go with their costume or bring in any props.

We also plan to have a pumpkin party. We will compare weights, sizes, and colors of pumpkins. Does it sink or float? What is inside? We need a few pumpkins. If you are able to donate a plain pumpkin of any size or color for this project, please send it by Thursday, October 28.

### **Catholic Schools Care**

Thank you to all those who donated to Commonwealth Catholic Charities.

Just a few reminders...

- Please label everything that you want returned to your house.
- Please send a CCS fleece or sweater for the classroom in case your child is cold in the building.

- Please make sure that your child does not leave his or her coat in the car in the morning.
- Please make sure your child has his or her water bottle each day.
- Please send an extra mask each day.
- When it rains, a raincoat is much preferred over an umbrella.

Important Dates:

- 10/20-27 Book Fair (Purchases on Monday, October 25)
- 10/29 JK-2 may wear costumes
- 10/29 Pupkin Party
- 10/29 Movie Night 6:30
- 11/1 All Saints Day Mass
- 11/3 K Picture Day - formal dress, (no yellow shirts)
- 11/4 & 5 Parent/teacher conferences virtual
- 11/11 Veterans Day Prayer Service- formal dress
- 11/15-18 Speech screenings
- 11/24-26 Thanksgiving break
- 12/17 Early Dismissal
- December 18-31 Christmas break

STEAM Discovery Academy offers fun and educational programs to explore science. Please see the link if interested in participating. <https://www.steamda.com/school-year-programs>

## Next Week

Our sight words this week were. here, help, make, yellow, two. Next week's words are: blue, red, where, jump, away.  
Please practice these words at home.

We will continue chapter 3: numbers beyond 10.  
Next week we will talk about pumpkins, fall, and silly monsters.

We will continue our study on community helpers.

## Week in Review

### Religion

We read a Bible story each day, prayed, learned about animals in the Bible, and talked about Gideon. Students made a cross that says, "God never leaves us." Students have also been practicing John 4:19. Mrs. Dudley read a Bible story and some character building books in the chapel on Monday. Ms. Howard talked about Jesus feeding many people with 5 loaves and 2 fish.

### Science and Social Studies



We talked about nocturnal animals and made a bat. We continued our study on Community helpers. Students continued learning about the process for getting maple syrup from trees. We made waffles and had real maple syrup.

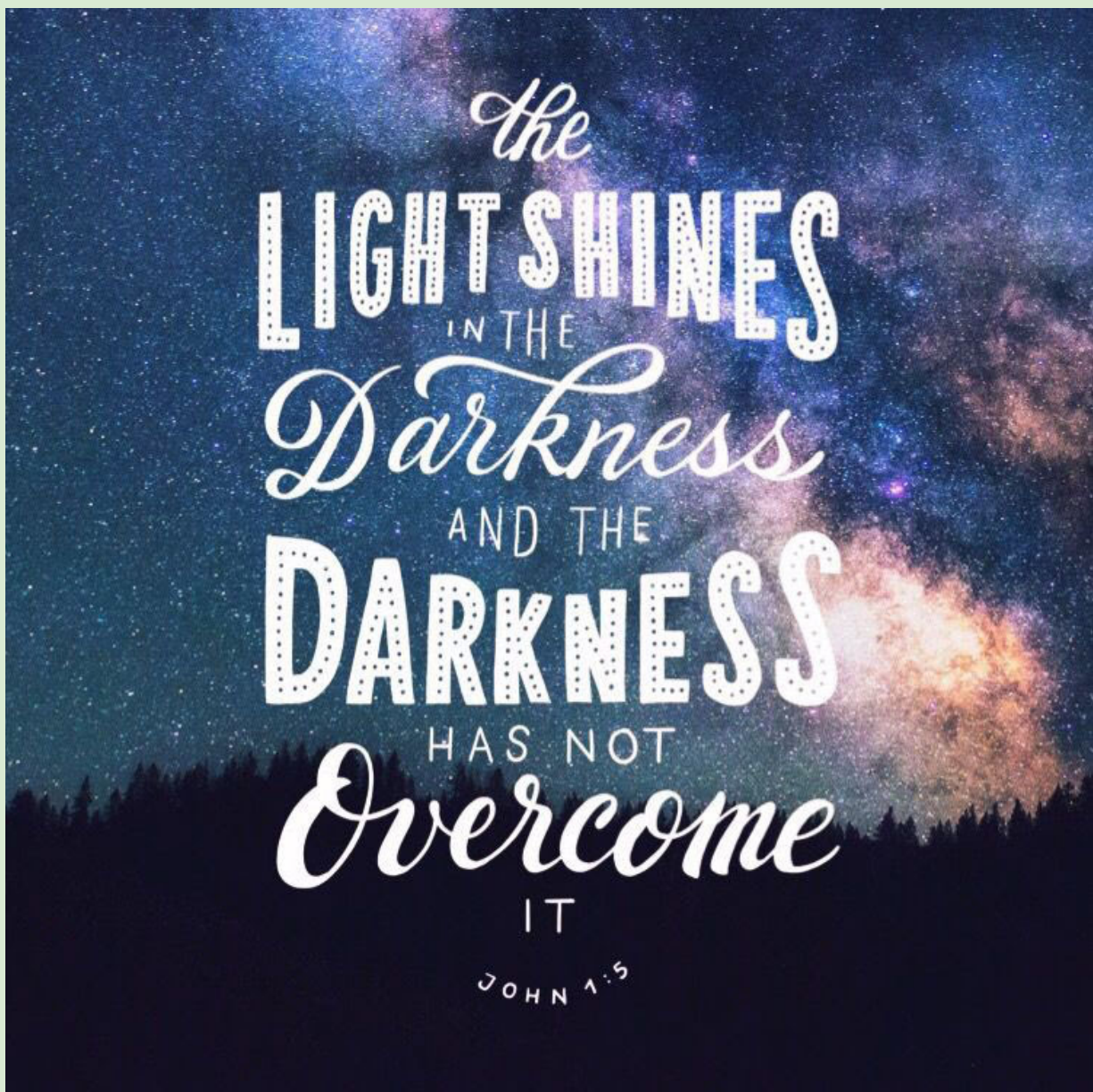
## Math

We continued our Math Journals this week. Students played several math games. We began chapter 3: numbers 11-20.

## Language Arts

Students will begin reading books in Epic and doing activities in SeeSaw. The sight words were here, help, make, yellow, two. We read several books related to Fall. We read a poem: The Sneaky Greedy Spider.

Favorite Songs: [YouTube](#) Teen Numbers | Numbers in the Teens | Teen Numbers In The Air | Jac...



Be completely  
humble and gentle;  
be patient,  
bearing with one another  
in love.

Ephesians 4:2

